ViewSonic®

Slot in PC module
VPC10-WP
(for IFP50 series)
Quick Start Guide

Model No. VS16933

Compliance Information

NOTE: This section addresses all connected requirements and statements regarding regulations. Confirmed corresponding applications shall refer to nameplate labels and relevant markings on unit.

FCC Compliance Statement

This device complies with part 15 of FCC Rules. Operation is subject to the following two conditions: (1) this device may not cause harmful interference, and (2) this device must accept any interference received, including interference that may cause undesired operation.
This equipment has been tested and found to comply with the limits for a Class B digital device, pursuant to part 15 of the FCC Rules. These limits are designed to provide reasonable protection against harmful interference in a residential installation. This equipment generates, uses, and can radiate radio frequency energy, and if not installed and used in accordance with the instructions, may cause harmful interference to radio communications. However, there is no guarantee that interference will not occur in a particular installation. If this equipment does cause harmful interference to radio or television reception, which can be determined by turning the equipment off and on, the user is encouraged to try to correct the interference by one or more of the following measures:

- Reorient or relocate the receiving antenna.
- Increase the separation between the equipment and receiver.
- Connect the equipment into an outlet on a circuit different from that to which the receiver is connected.
- Consult the dealer or an experienced radio/TV technician for help.

Warning: You are cautioned that changes or modifications not expressly approved by the party responsible for compliance could void your authority to operate the equipment.

Industry Canada Statement

CAN ICES-3 (B)/NMB-3(B)
Contains FCC ID: PD93165NG
IC ID: 1000M-3165NG

CE Conformity for European Countries

The device complies with the EMC Directive 2014/30/EU and Low Voltage Directive 2014/35/EU and Radio Equipment Directive (RED) 2014/53/EU.

Following information is only for EU-member states:

The mark shown to the right is in compliance with the Waste Electrical and Electronic Equipment Directive 2012/19/EU (WEEE).The mark indicates the requirement NOT to dispose the equipment as unsorted municipal waste, but use the return and collection systems according to local law.
In all EU member states, operation of 5150-5350MHz is restricted to indoor use only. This device should be installed and operated with a minimum distance of 20cm between the radiator and your body.

Indian Restriction of Hazardous Substances

Restriction on Hazardous Substances statement (India) This product complies with the “India E-waste Rule 2011” and prohibits use of lead, mercury, hexavalent chromium, polybrominated biphenyls or polybrominated diphenyl ethers in concentrations exceeding 0.1 weight % and 0.01 weight % for cadmium, except for the exemptions set in Schedule 2 of the Rule.

Declaration of RoHS2 Compliance

This product has been designed and manufactured in compliance with Directive 2011/65/EU of the European Parliament and the Council on restriction of the use of certain hazardous substances in electrical and electronic equipment (RoHS2 Directive) and is deemed to comply with the maximum concentration values issued by the European Technical Adaptation Committee (TAC) as shown below:

Substance	Proposed Maximum Concentration	Actual Concentration
Lead (Pb)	0.1%	< 0.1%
Mercury (Hg)	0.1%	< 0.1%
Cadmium (Cd)	0.01%	< 0.01%
Hexavalent Chromium (Cr^{6+})	0.1%	< 0.1%
Polybrominated biphenyls (PBB)	0.1%	< 0.1%
Polybrominated diphenyl ethers (PBDE)	0.1%	< 0.1%

**Certain components of products as stated above are exempted under the Annex III of the RoHS2 Directives as noted below:

Examples of exempted components are:

1. Lead in glass of cathode ray tubes
2. Lead in glass of fluorescent tubes not exceeding 0.2% by weight
3. Lead as an alloying element in aluminium containing up to 0.4% lead by weight
4. Copper alloy containing up to 4% lead by weight
5. Lead in high melting temperature type solders (i.e. lead-based alloys containing 85% by weight or more lead)
6. Electrical and electronic components containing lead in a glass or ceramic other than dielectric ceramic in capacitors, e.g. piezoelectronic devices, or in a glass or ceramic matrix compound.
7. Lead as an alloying element in steel for machining purposes and in galvanized steel containing up to 0.35% lead by weight.
8. Lead in dielectric ceramic in capacitors for a rated voltage of 125V AC or 250V DC or higher.
9. Cadmium and its compounds in electrical contacts.

1. Interface

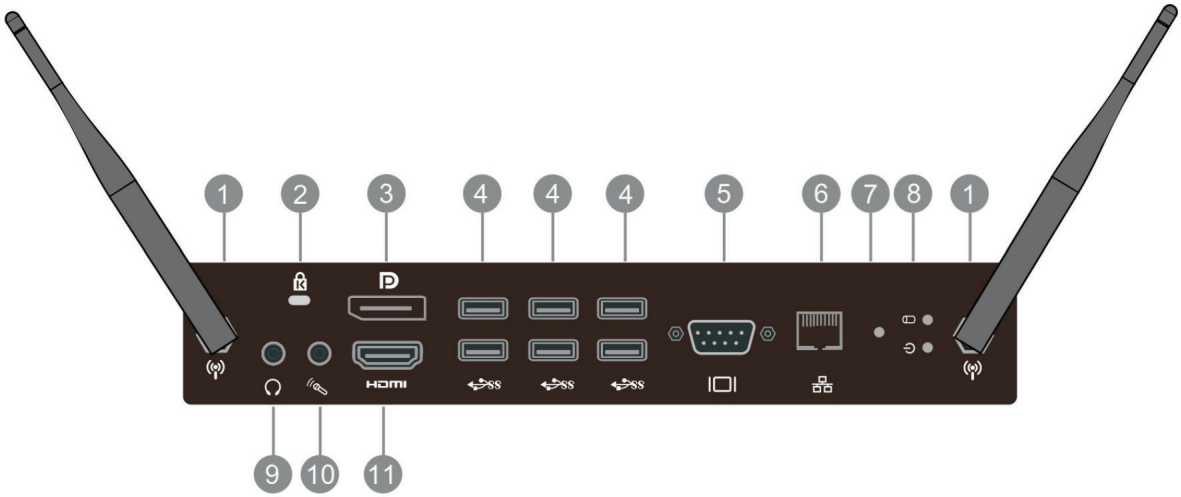

Item	Description
1	WIFI antenna interface
2	Anti-theft lock
3	Connect the display to a DisplayPort connector
4	USB 3.0 interface , connects USB peripherals such as HDDs USB keyboards and mice
5	Connects the display to a VGA-IN connector
6	Standard RJ45 (10M/100M/1G) Internet connection interface (This network port is only used for PC)
7	Recovery the system. User needs to press and hold the button then power on the device, device will recovery the system automatically, then user can release the button. **Note**: All settings will return to default and all data will be deleted.
8	Working indicator light
9	Connects the device to headphones or speakers
10	Connects to a microphone
11	Connected to device with HDMI input function

2. Installation

2-1

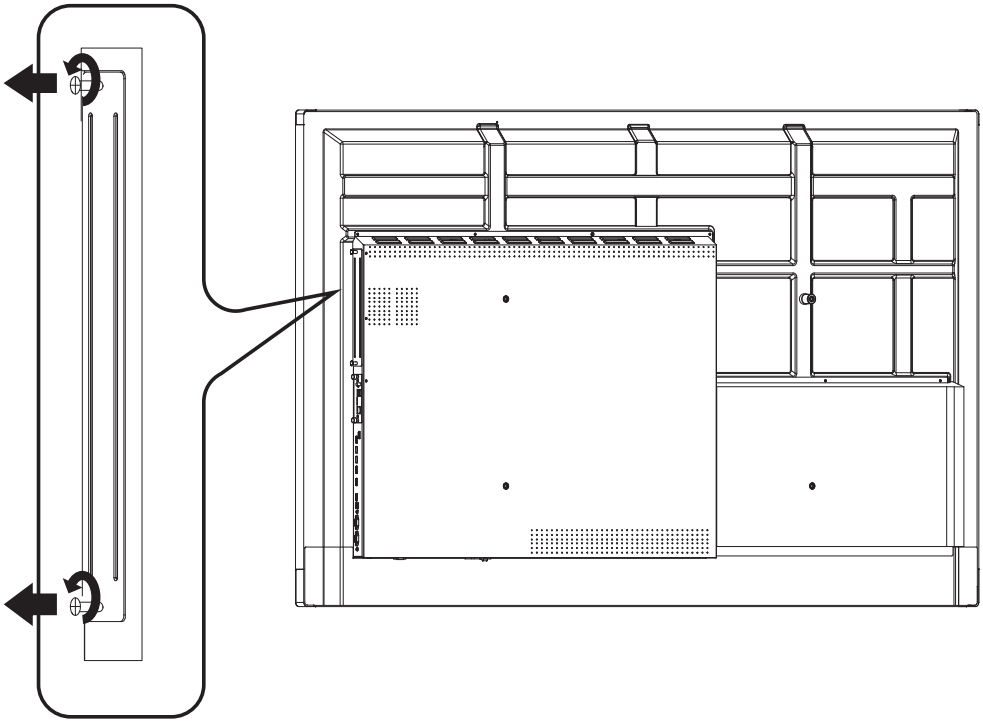

2-2

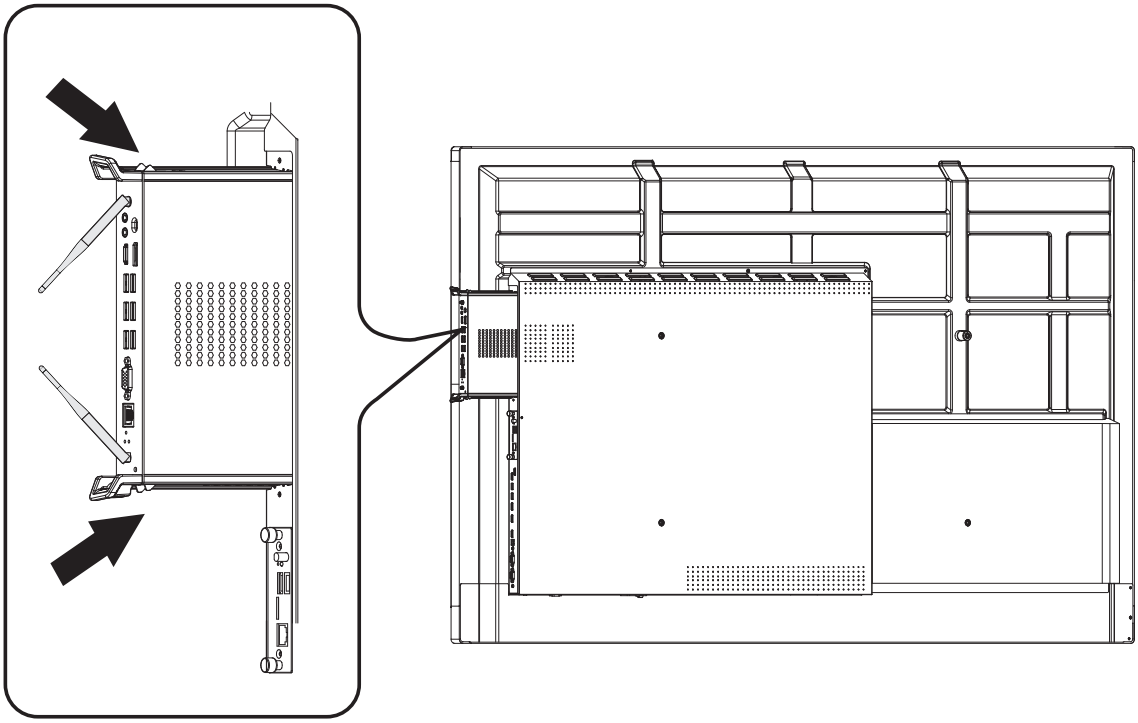

2-3

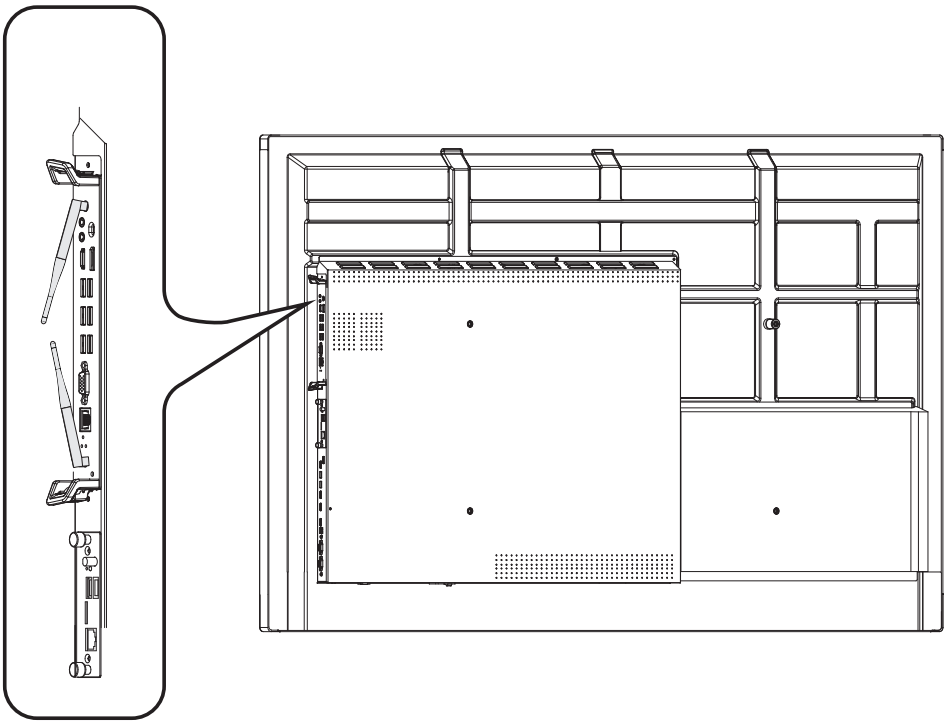

3. Internet Connection

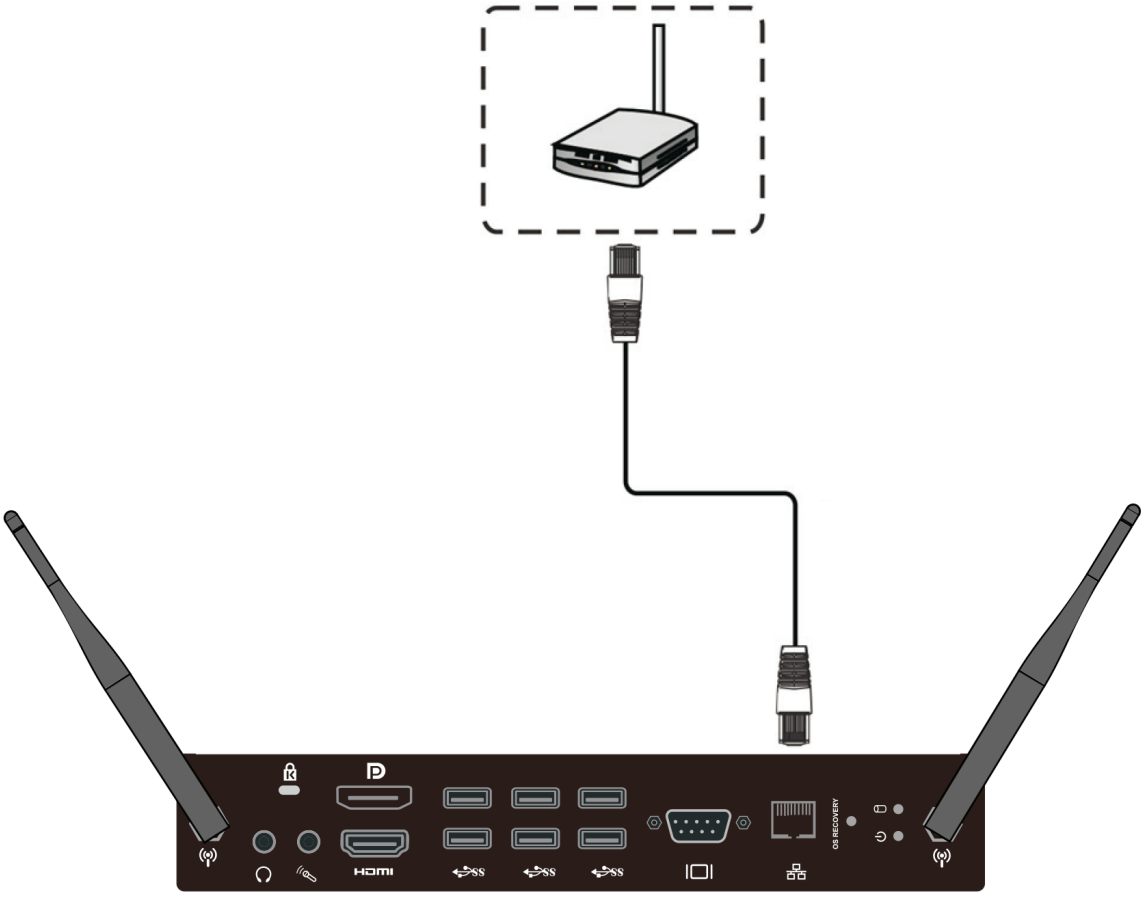

4. Input Selection

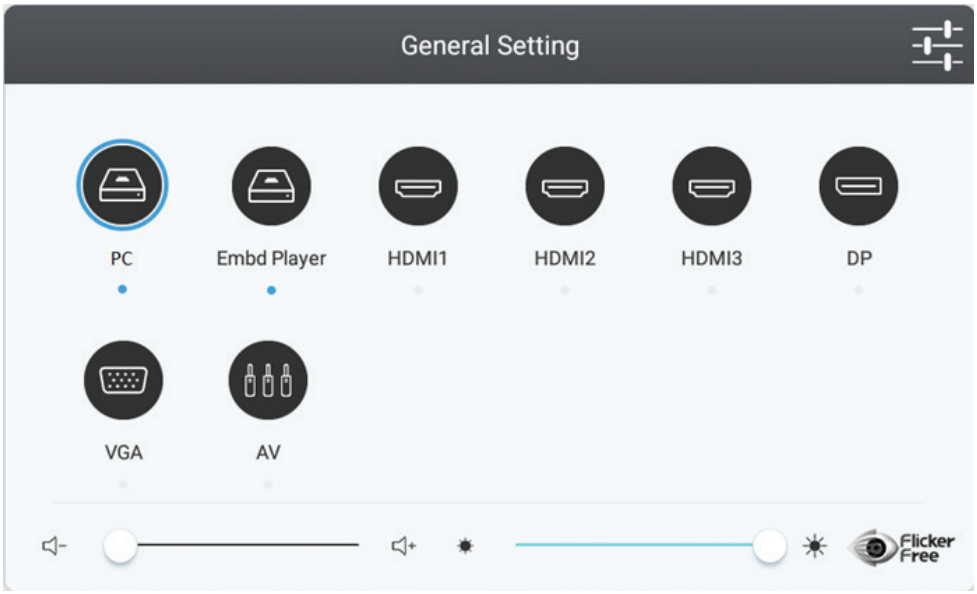

1. Press INPUT button on remote control to display the input setting menu, then press DOWN to enter the input source menu.
2. Press DOWN / UP / LEFT/ RIGHT to select PC.
3. Press Enter button on remote control or click with touch pen to select the input source.
4. Press EXIT key on remote control or click blank area outside menu with touch pen to quit the on-screen menu.

5. USB Connection

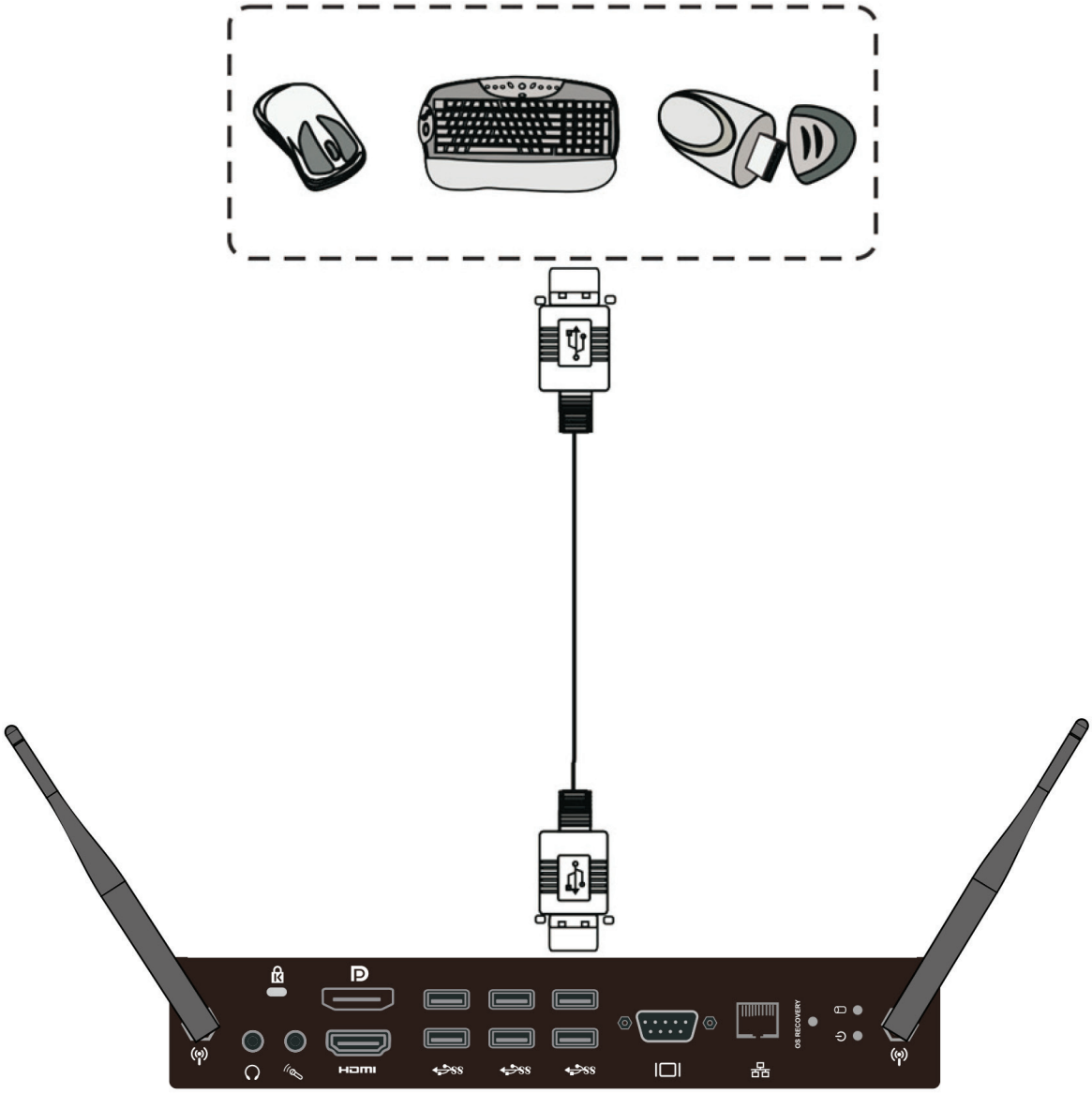

6. Specifications

IO ports		1 x Display Port 1 x HDMI 1 x VGA 1 x LAN 6 x USB 3.0 1 x Earphone 1 x Microphone
Power		100V-240V AC 50/60HZ
Operation Conditions	Temperature Humidity Altitude	32°F to 113°F (0°C to 45°C) 10% ~ 90% non-condensing 0 meter to +5000 meters above sea level
Storage Conditions	Temperature Humidity Altitude	-4°F to 140°F (-20°C to 60°C) 10% ~ 90% non-condensing 0 meter to +5000 meters above sea level
Dimensions	Physical(mm)	246.2 x 265.4 x 32.2
Weight	Physical(kg)	1.9
Power consumption		95W
Frequency Range and Output Power (Max.)		2402 to 2480 MHz(BT) 2.0 dBm 2402 to 2480 MHz(LE) 3.73 dBm 2412 to 2472 MHz 17.41 dBm 5150 to 5250 MHz 18.94 dBm 5250 to 5350 MHz 18.94 dBm 5470 to 5725 MHz 18.94 dBm

7. Customer Support

For technical support or product service, see the table below or contact your reseller.
NOTE: You will need the product serial number.

Country/Region	Website	T= Telephone C = CHAT ONLINE	Email
Australia New Zealand	www.viewsonic.com.au	AUS= 1800 880 818 NZ= 0800 008 822	service@au.viewsonic.com
Canada	www.viewsonic.com	T = 1-866-463-4775	service.ca@viewsonic.com
Europe	www.viewsoniceurope.com	http://www.viewsoniceurope.com/eu/support/call-desk/	
Hong Kong	www.hk.viewsonic.com	T= 852 3102 2900	service@hk.viewsonic.com
India	www.in.viewsonic.com	T= 1800 419 0959	service@in.viewsonic.com
Korea	ap.viewsonic.com/kr/	T= 080 333 2131	service@kr.viewsonic.com
Latin America	www.viewsonic.com/la/	C= http://www.viewsonic.com/la/soporte/servicio-tecnico	soporte@viewsonic.com
Macau	www.hk.viewsonic.com	T= 853-2840-3687	service@hk.viewsonic.com
Middle East	ap.viewsonic.com/me/	Contact your reseller	service@ap.viewsonic.com
Puerto Rico & Virgin Islands	www.viewsonic.com	T= 1-800-688-6688 (English) C= http://www.viewsonic.com/la/soporte/servicio-tecnico	service.us@viewsonic.com soporte@viewsonic.com
Singapore/ Malaysia/ Thailand	www.ap.viewsonic.com	T= 65 6461 6044	service@sg.viewsonic.com
South Africa	ap.viewsonic.com/za/	Contact your reseller	service@ap.viewsonic.com
United States	www.viewsonic.com	T = 1-800-688-6688	service.us@viewsonic.com

ViewSonic®