

Procure



**Powered By Choice,
Driven By You.**

Add Interactive Experiences to the Digital Screen

Overlay Touch KT-T Series




Overlay Touch KT-T Series is an attachable touch screen that easily changes standard signage products into touch products. With Overlay Touch, your screen will turn into interactive display which enables smooth writing and drawing experience with ten-point multi-touch function. This interactivity will bring a new experience into your places such as schools, companies, shops and etc.

Key Features

Multi-Touch with Slim Bezel



Multi-touch function is added on the existing display with the sleek and clean looking.



10 Point Multi-Touch



It provides a more realistic interactive sense with ten simultaneous touches.



Ghost-Free Touch




LG proprietary touch technology can draw clean and accurate diagonal lines through controlling multi-touch gestures in great precision. Clean multi-touch experience with IR Spread is based on our in-house IR-Spread technology which provides better accuracy compared to conventional IR Matrix.



Add Interactive Experiences to Digital Screen

Overlay Touch KT-T Series

Overlay Touch



KT-T Series



Standard Model

Compatible Base Models

KT-T320(32") : 32SE3B, 32SM5B

* 32SL5B not compatible with touch overlay

KT-T430(43") : 43SE3B, 43SM3B, 43SL5B, 43SM5B

KT-T490(49") : 49SE3B, 49SM3B, 49SL5B, 49SM5B

KT-T550(55") : 55SE3B, 55SM3B, 55SL5B, 55SM5B

KT-T650(65") : 65LS33A

Benefits of using LG Overlay Touch

Fits the screen perfectly

Overlay models are designed to fit compatible screens and provide better touch accuracy and performance.

Includes single point of support service

Delivers supports of both screen and overlay.

Application Scenario

Meeting Room



Class Room



Wayfinding Kiosk



Cinema



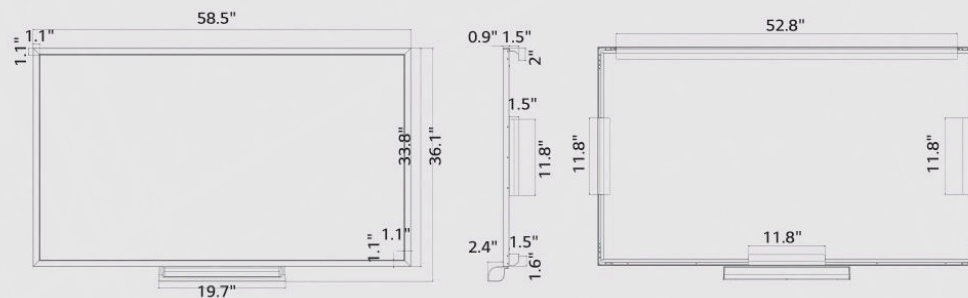
Dimension (unit : mm)

65"

(W x H x D)

58.5" x 33.8" x 0.9" /

40.8lbs

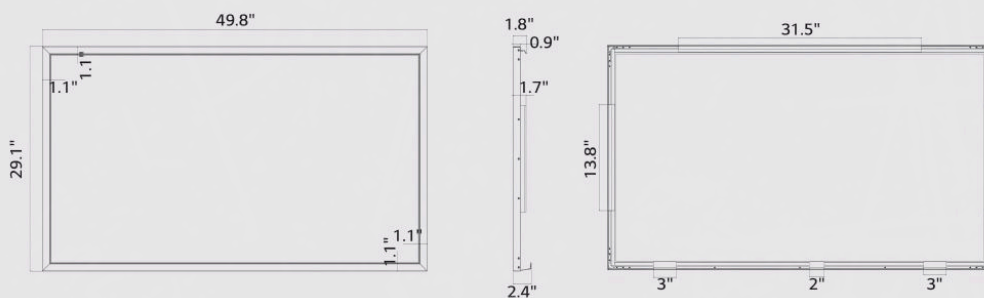


55"

(W x H x D)

(49.8" x 29.1" x 0.9") /

22.9lbs

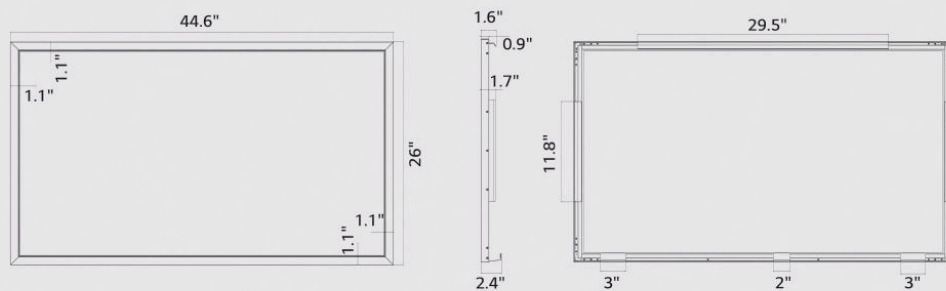


49"

(W x H x D)

(44.6" x 26" x 0.9") /

19.2lbs

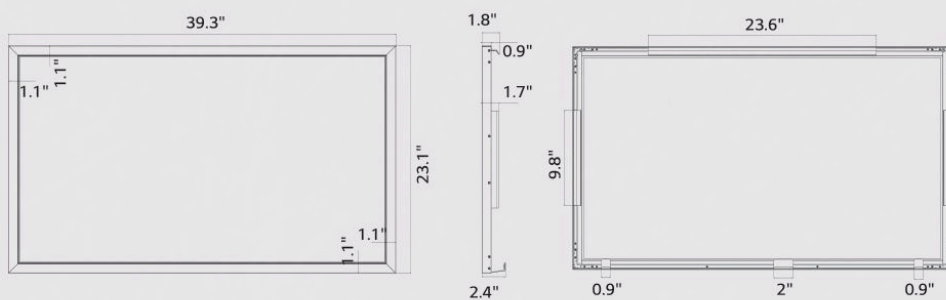


43"

(W x H x D)

(39.3" x 23.1" x 0.9") /

15.4lbs

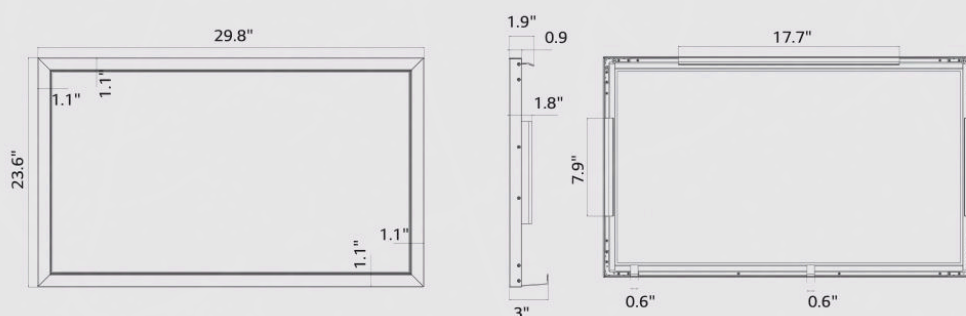


32"

(W x H x D)

(35.4" x 23.6" x 7.3") /

9.9lbs



LG IWB Software

- Application software for school and business
- Integration of board page and application
- Character recognition function
- GUI for FHD/UHD resolution

OS	Windows XP / Vista / 7
DRAWING	Pen / Brush / Spray / Eraser / Shape
EDIT	Copy / Paste / Clone / Undo / Redo
DATA FORMAT	Intrinsic / PDF / JPG
MEDIA	Image, Audio, Video
APP LINKAGE	PowerPoint, Excel, Word, Internet Explorer
E-MAIL	Share writing/drawing data via e-mail
SCREEN SPLIT	2 horizontal Screens
USAGE CONVENIENCE	Preview / Navigation / Screen Lock
CAPTURE	Full / Window / Automatic Copy & Paste
RECORDING	Full / Window / Rectangle
ZOOM	In / Out (100% ~ 400%)
WRITING SPACE RESIZE	Resize From 1,920 x 1,080 to 3,840 x 2,160

- Supports over 65" screen display only.

Specifications

KT-T Series		KT-T650	KT-T550	KT-T490	KT-T430	KT-T320
TOUCH	Touch type	IR(Infrared Rays) Spread	IR(Infrared Rays) Spread	IR(Infrared Rays) Spread	IR(Infrared Rays) Spread	IR(Infrared Rays) Spread
	Available object size for touch	Ø 8mm	Ø 8mm	Ø 8mm	Ø 8mm	Ø 8mm
	Scan Time	13 ~ 30ms	9 ~ 15ms	9 ~ 14ms	9 ~ 14ms	8 ~ 13ms
	Accuracy	1mm	1mm	1mm	1mm	1mm
	Interface	USB 2.0	USB 2.0	USB 2.0	USB 2.0	USB 2.0
	Protection Glass Thickness	2.8T (Anti-Glare)	2.8T (Anti-Glare)	2.8T (Anti-Glare)	2.8T (Anti-Glare)	2.8T (Anti-Glare)
	Protection Glass Transmission	85 ± 5%	85 ± 5%	85 ± 5%	85 ± 5%	85 ± 5%
	Operating System Support	Windows 7, Windows 8 / Mac OS X (10.7 or later) / Android / Linux (Kernel 3.9 or later)				
	Multi touch point	Max 10 Point	Max 10 Point	Max 10 Point	Max 10 Point	Max 10 Point
PANEL	Touch Resolution	1428 x 803	1428 x 803	1428 x 803	1428 x 803	1428 x 803
	Screen Size	65"	55"	49"	43"	32"
	Compatible Products	65LS33A	55SE3B, 55SM5B, 55SE3KB, 55SM5KB, 55SM3B, 55SL5B	49SE3B, 49SM5B, 49SE3KB, 49SM5KB, 49SM3B, 49SL5B	43SE3B, 43SM5B, 43SE3KB, 43SM5KB, 43SM3B, 43SL5B	32SE3B, 32SM5B, 32SE3KB, 32SM5KB
	Brightness	N/A (20% brightness reduction with protection glass)	N/A (20% brightness reduction with protection glass)	N/A (20% brightness reduction with protection glass)	N/A (20% brightness reduction with protection glass)	N/A (20% brightness reduction with protection glass)
	Orientation	Landscape & Portrait	Landscape & Portrait	Landscape & Portrait	Landscape & Portrait	Landscape & Portrait
CONNECTIVITY	Input	USB	USB	USB	USB	USB
	Color	Black	Black	Black	Black	Black
	Bezel Width	27.0mm	27.0mm	27.0mm	27.0mm	27.0mm
PHYSICAL SPECIFICATION	Overlay Dimension (W x H x D)	58.5" x 33.8" x 0.9" (Max 2.4")	49.8" x 29.1" x 0.9" (Max 2.4")	44.6" x 26" x 0.9" (Max 2.4")	39.3" x 23.1" x 0.9" (Max 2.4")	29.8" x 17.7" x 0.9" (Max 3")
	Weight (Head)	40.8lbs	21.4lbs	17.6lbs	14.3lbs	9lbs
	Carton Dimensions (W x H x D)	60.9" x 37.1" x 6.9" (Inner Dimension)	55.9" x 38.6" x 7.3"	50.6" x 31.9" x 7.3"	45.3" x 28.9" x 7.3"	35.4" x 23.6" x 7.3"
	Packed Weight	48.3lbs	34lbs	30lbs	25.1lbs	16.8lbs
SPECIAL FEATURES	Language (Manual)	English, Spanish, Korean, French				
ENVIRONMENTAL CONDITIONS	Operation Temperature	32 °F to 104 °F	32 °F to 104 °F	32 °F to 104 °F	32 °F to 104 °F	32 °F to 104 °F
	Operation Humidity	10 % to 80 %	10 % to 80 %	10 % to 80 %	10 % to 80 %	10 % to 80 %
POWER	Power Supply	USB	USB	USB	USB	USB
	Typ.	2.5W	1.31W	1.31W	1.31W	1.31W
SOFTWARE COMPATIBILITY	IWB Software	Yes	No	No	No	No
ACCESSORY	Accessory	Manual (Overlay), CD (Writing S/W), Pen (2), Tray, Install Accessories	Manual (Overlay), Install Accessories	Manual (Overlay), Install Accessories	Manual (Overlay), Install Accessories	Manual (Overlay), Install Accessories
OTHER	UPC	7 19192 19538	7 19192 19752 7	7 19192 19751 0	7 19192 19750 3	7 19192 19749 7
WARRANTY		1 Year Limited Warranty Parts/Labor/Backlight Extended warranty options are also available				