

Procure



**Powered By Choice,
Driven By You.**

CP2230

Large-screen auditoriums | Event cinema | Post production

Lowest upfront investment for DCI-compliant cinema on screens up to 86 feet wide



Key features:

- › **Easy to operate** – touch panel, or web-based GUI. Optional Intelligent lens system (ILS™) for fast-set-up
- › **Affordable performance** – Christie Xenolite long-life, lower power-consumption lamps
- › **Flexibility of brightness** – Operates with standard 2kW up to high performance 6kW lamp
- › **Future-proof** – can be upgraded in the field to native 4K
- › **Brightest picture** – delivers the highest lamp brightness for the longest duration
- › **Reliability** – split power operation for use with UPS

2K TO 4K UPGRADE

Transform 2K into a superior 4K cinematic experience

CHRISTIE XENOLITE

Industry's longest warrantied and most reliable lamps - 99.999% uptime

DIGITAL CINEMA CONFIGURATOR

Help find the right lamp for your projector on our website



Innovation in every frame™

Specifications

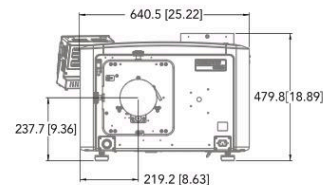
Christie CP2230

Brightness¹	nominal	• 33,000 lumens
	screen size	• 86" screen ¹
	lamp	<ul style="list-style-type: none"> • 2.0kW (CDXL-20) 003-000598-01 • 3.0kW (CDXL-30) 003-000599-01 • 4.0kW (CDXL-45) 003-000600-XX • 6.0kW (CDXL-60) 003-000601-XX • 6.0kW (CDXL-60UP) 003-006912-01
Contrast ratio		• >2000:1 full field on/off
Supported frame rates		<ul style="list-style-type: none"> • 2D up to 120 fps • 3D up to 60 fps/eye
Digital micromirror device		<ul style="list-style-type: none"> • 1.2" 2K 3-chip DMD DLP Cinema® • 2048 x 1080 pixels • Upgradeable to 1.38" 4K (4096 x 2160 pixels)
Number of colors		• 35.2 trillion
Lenses		• HB and HC: 1.0:1 (HB lens) / 1.25-1.83:1 / 1.45-2.05:1 / 1.60-2.40:1 / 1.80-3.0:1 / 2.15-3.60:1 / 3.0-4.30:1 (HB lens)
Power input requirements		• Main Input (Head Only): 200-240VAC @ 50-60Hz 6A max
Power consumption		• 8800W max
Lamp power supply		• 7.0 kW low-ripple switch mode power supply
Weight		<ul style="list-style-type: none"> • As installed: 245lbs max (111kg) • Lamp power supply: 70lbs max (32kg)
Dimensions (LxWxH)		• 47.2 x 25.4 x 18.9" (1199 x 644 x 480mm)
Accessories		<ul style="list-style-type: none"> • Lamp power supply kit 7.5m • Lamp power supply kit 15m • Lamp power supply kit 30m • Rack mount stand • Nema-L6 30A 250V male PWR plug w/1.5m cord

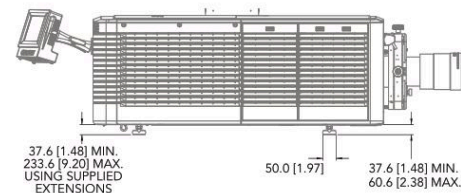
¹ Maximum screen size depends upon various factors such as screen gain, lamp age, geometry, etc. Consult your Christie representative for detailed analysis. Measured at screen center.

Supports 3rd party IMB models from Dolby, GDC and others. Please contact Christie for updated compatibility list.

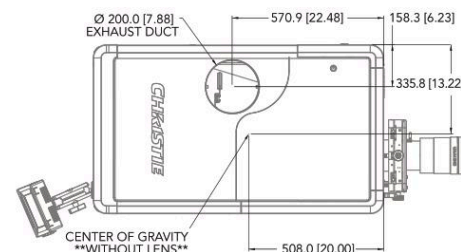
Front view



Side view



Top view



Side view

